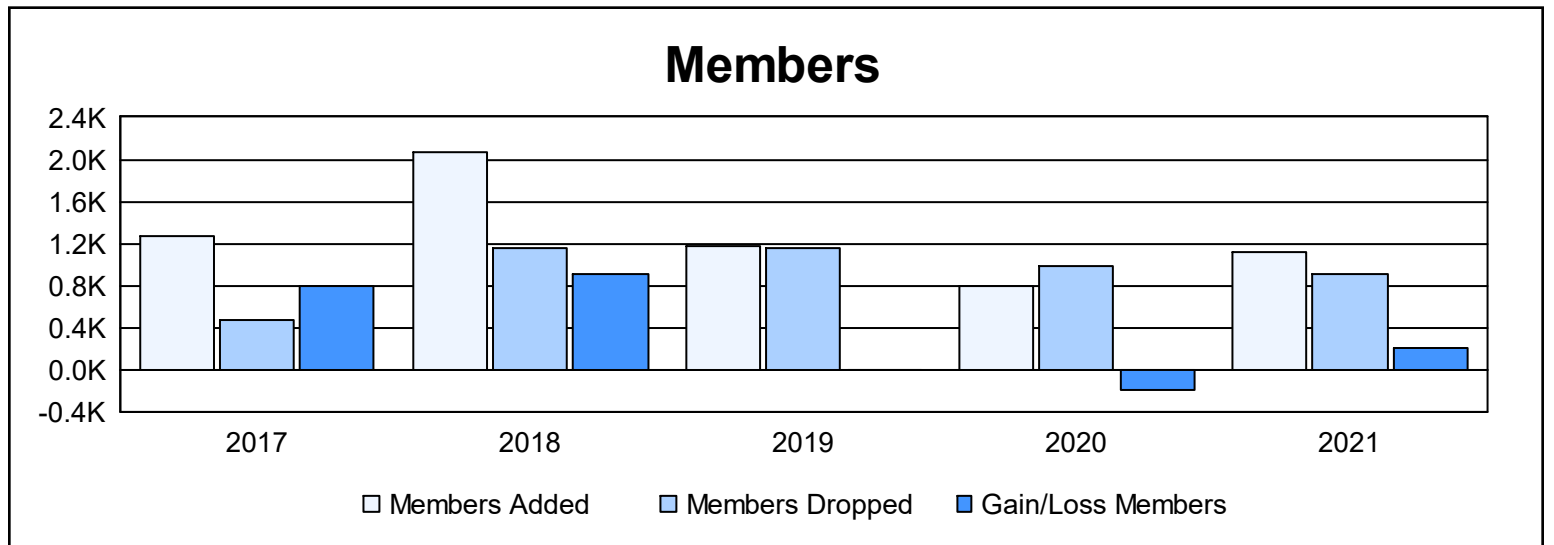
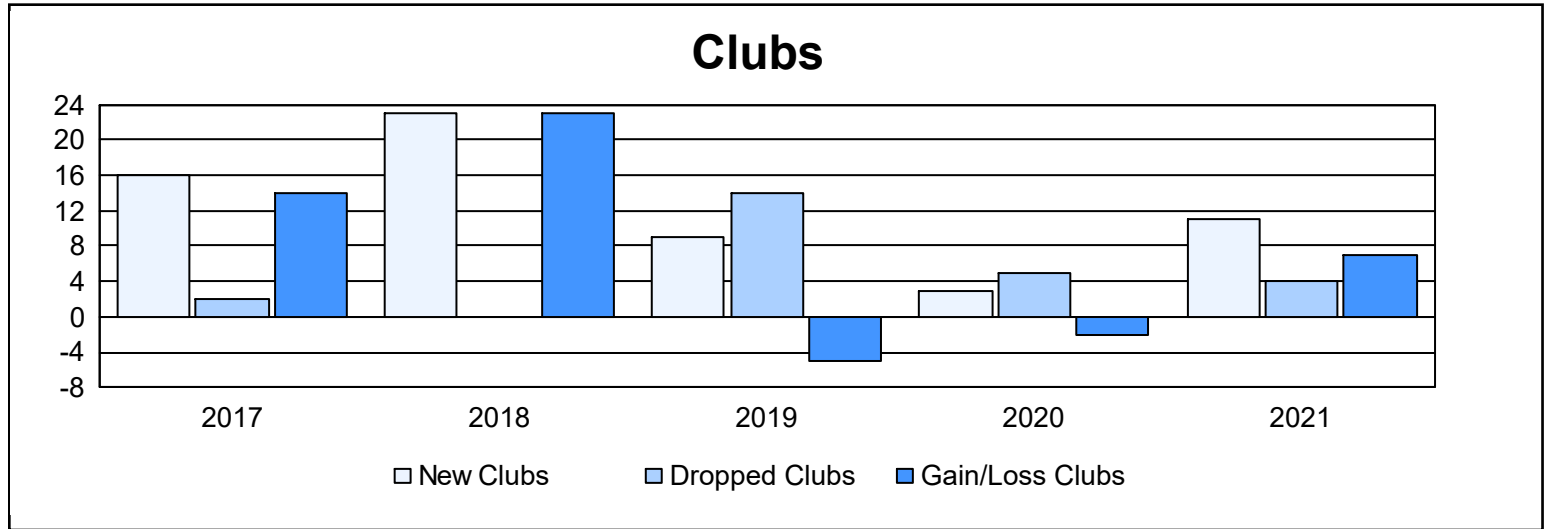
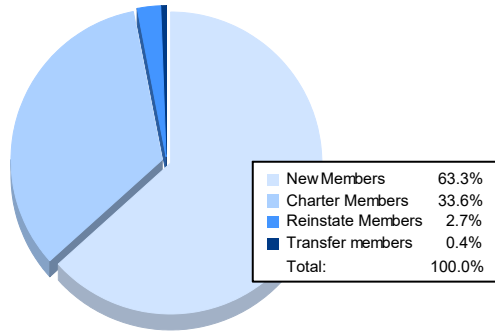


| Year           | New Clubs | Dropped Clubs | Gain/ Loss Clubs | New Members | Charter Members | Reinstate Members | Transfer Members | Total Member Added | Total Members Dropped | Gain/ Loss Members |
|----------------|-----------|---------------|------------------|-------------|-----------------|-------------------|------------------|--------------------|-----------------------|--------------------|
| 2016-2017      | 16        | 2             | 14               | 826         | 416             | 18                | 17               | 1,277              | 475                   | 802                |
| 2017-2018      | 23        | 0             | 23               | 1,154       | 660             | 243               | 10               | 2,067              | 1,157                 | 910                |
| 2018-2019      | 9         | 14            | -5               | 820         | 264             | 75                | 6                | 1,165              | 1,160                 | 5                  |
| 2019-2020      | 3         | 5             | -2               | 585         | 126             | 82                | 6                | 799                | 991                   | -192               |
| 2020-2021      | 11        | 4             | 7                | 707         | 375             | 30                | 5                | 1,117              | 910                   | 207                |
| <b>Average</b> | <b>12</b> | <b>5</b>      | <b>7</b>         | <b>818</b>  | <b>368</b>      | <b>90</b>         | <b>9</b>         | <b>1,285</b>       | <b>939</b>            | <b>346</b>         |



### Membership Composition June 2021 Cumulative



### Gender Composition June 2021 Cumulative

